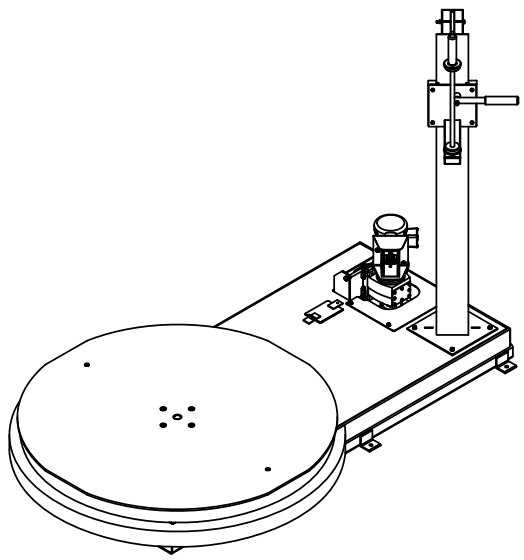
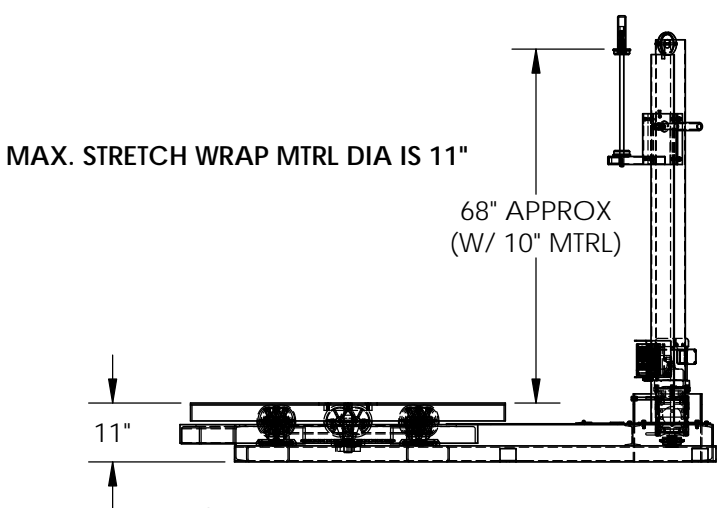
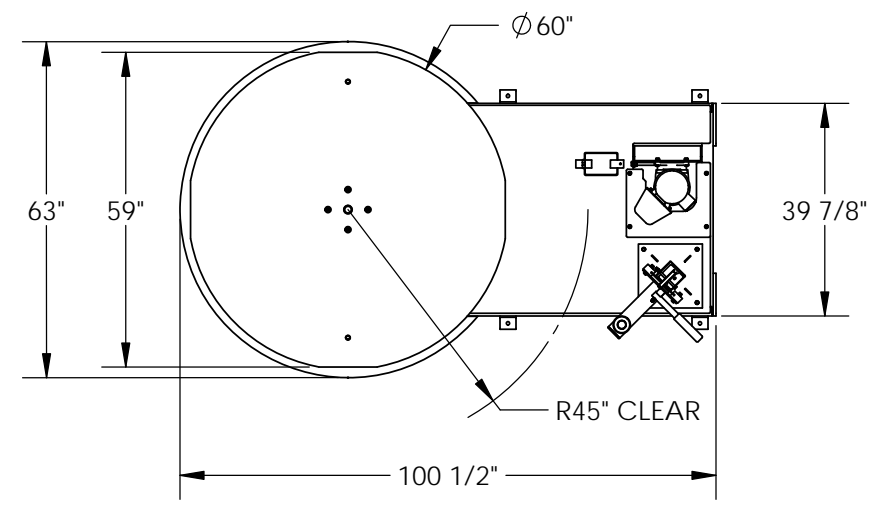


SEMI-AUTOMATIC STRETCH WRAP MACHINE- SWA-60

ANY ADDITIONS, DELETIONS, OR OMISSIONS MUST BE CORRECTED ON THIS DRAWING AS THIS DRAWING WILL BE CONSIDERED ALL INCLUSIVE

APPROX WEIGHT: 1419.05 lbs.
DOES NOT INCLUDE WEIGHT OF POWER OR PACKAGING!!!



VIEW FOR REFERENCE ONLY

DIMENSION TOLERANCE ± 1/4"

NOTE:
FORK TUBES ARE ACCESSIBLE FROM EITHER SIDE

ALL GRAPHICS PROVIDED ARE FOR REFERENCE ONLY. IF CERTAIN DIMENSIONS ARE CRITICAL PLEASE VERIFY THOSE DIMENSIONS WITH YOUR SALESPERSON

**THE USE OF A GFCI WILL REQUIRE THE USE OF A LINE-REACTOR
CONSULT YOUR LOCAL ELECTRICAL SUPPLIER FOR DETAILS**

STANDARD FEATURES

- MODEL NUMBER IS SWA-60
- MAX. CAPACITY: 5,000 LBS
- 60" DIAMETER TOP PLATE
- SHIPPED WITH 15" AND 25" FILM RODS TO ACCOMMODATE 10" AND 20" MATERIAL (MATERIAL NOT INCLUDED)
- 1/2 HP, 230V, 3Ø MOTOR W/ 115 INVERTER INPUT
- VARIABLE SPEED CONTROL, 3 - 12 RPM
- CHAIN DRIVEN W/ TORQUE LIMITER ON OUPUT SHAFT OF REDUCER
- NEMA 1 FOOT CONTROL W/ GUARD
- 8' OF POWER CORD
- 8' OF CONTROL CORD
- MAX. LOAD DIAMETER SIZE IS 90"
- MOTOR: AC POWER, 115V, SINGLE PHASE
- FOOT CONTROL

SPECIAL FEATURES

NONE

FOR INTERNAL USE ONLY PROJECT SIGN OFF	
SALES	
ENG.	
FAB.	
POWER	

APPROVAL

I, THE UNDERSIGNED, AGREE THAT THE PRODUCT AS REPRESENTED SATISFIES DESIGN AND DIMENSION REQUIREMENTS. I ALSO ACKNOWLEDGE MY DUTY TO CONFIRM PRODUCT AND INSTALLATION COMPLIANCE WITH ALL APPLICABLE FEDERAL, STATE AND LOCAL REGULATIONS AND STANDARDS.

ALL SPECIAL UNITS ARE NON-RETURNABLE

[] As drawn [] As marked

Signed: _____ Date: _____

LEAD TIME WILL START UPON RECEIPT OF SIGNED APPROVAL DRAWING

DISTRIBUTOR'S NAME:		P.O.#
VESTIL MANUFACTURING		X
DRAWN BY: SJA		W.O.#
DATE: 1/8/2015		X
REFERENCE: X	SCALE: 1:36	SALES: X
QUOTED LEAD TIME: X	QUOTE # X	FILE NAME:
		20-007-027