



Manual Closing Swing Gate



Manual closing swing gates

Make loading docks, stairways and elevated loading points compliant with a swing gate kit.

Protect openings from 4 ft. to 12 ft. Easy latching mechanism keeps gate closed. The integrated wheel allows quick opening and closing of the gate.

The swing gate installs fast with no tools required. Designed to work with RailGuard 200 systems or as a standalone system with the addition of one base.

Setup the system to swing left or right for flexibility. Available in multiple sizes from four to twelve feet in length.


Contact your Garlock Representative for more information.

- Protects workers from stairway, ladder, and elevated platform falls.
- Protects openings from 4 feet to 12 feet in width
- Kit consists of gate section with wheel, lock post, hinge post, and latch.
- Integrates with RailGuard system.
- Gate can be set to swing left or right.




Stand alone gate system


Swing Gate Features:



Standard Gate Kit



Latch Assembly



Integrated wheel for easy travel

SPECIFICATIONS



Swing Gate RailGuard 200:

Closing Method: Manual

Gates come in sizes from 4' to 12'.

Rail height: 42"

Available in powder coat or galvanized finishes.

Gate Kit includes:

- Hinge Post
- Hinges
- Gate Assembly
- Latch Assembly

Custom colors available special order.



Visit www.ralcolor.com for color choices

Meets OSHA 1910.23(a)

Distributed By:



FULL PRODUCT LINE



www.garlocksafety.com

2601 Niagara Lane North Plymouth, MN 55447
(877) 791-4446 / P: (763) 694-2624 / F: (800) 820-3268