

SCISSOR DOCK LIFT - WL-100-10-78

STANDARD FEATURES

MODEL NUMBER: WL-100-10-78

UNIT TO BE MOUNTED: AT SURFACE OR IN PIT (CIRCLE ONE)

CAPACITY (EVENLY DISTRIBUTED): 10,000 LBS

AXLE END LOAD CAPACITY IS: 8,250 LBS

AXLE SIDE LOAD CAPACITY IS: 7,000 LBS

OVERALL PLATFORM SIZE: 7' (84") x 8' (96")

USABLE PLATFORM SIZE: SEE DIAGRAM

RAISED HEIGHT: 72"

LOWERED HT: 14"

REMOVABLE HANDRAILS 45" HT W/ 21" MIDRAIL

AND 4" TOEBOARD, TOE BOARDS ARE: NON-REMOVABLE

TRUCK BRIDGE IS 72" W x 18" L

W/ RUN OFF GUARDS, CHAINS & HANDLES

SHIPPING WT IS: 5,996 LBS

6 1/2 HP POWER UNIT (SEE BOTTOM LEFT CORNER) W/ 8' OF HYDRAULIC HOSE

- 24 VAC HAND-HELD CONTROL ON A 4'-20' COIL CORD

REFER TO THE UNIT'S ELECTRICAL DIAGRAM FOR ELEC. SERVICE REQUIREMENTS

- INSTALL TO MEET ALL APPLICABLE STATE & LOCAL CODES FOR YOUR AREA!

5" BEVELED TOE GUARD WITH ELECTRIC TOE GUARD

- THE ELECTRIC TOE GUARD AND UPPER LIMIT SWITCH CIRCUITS MUST BE COMPLETED

BY INSTALLING AN 18/5 STO (OR EQUIV.) CABLE BETWEEN THE POWER UNIT

AND THE JUNCTION BOX LOCATED IN THE LIFT'S FRAME

UP SPEED AT FULL CAPACITY IS 4.3 SECONDS PER FOOT (@460 THREE PHASE)

FOR WARRANTY INFO SEE FORM WTY-91

ARCHITECTURAL REVIEW FOR CORRECTNESS OF PIT AND FOR

COMPLIANCE TO LOCAL AND STATE CODES IS RECOMMENDED.

* Optional Features: (Available at additional cost)

- | | |
|--|--|
| <input type="checkbox"/> Dual speed hydraulic pump | <input type="checkbox"/> Flush removable handrails and toeboard |
| <input type="checkbox"/> 2 HP single or three-phase power unit | <input type="checkbox"/> Additional split steel bridge |
| <input type="checkbox"/> 3 HP single-phase power unit (1 1/2 GPM) | <input type="checkbox"/> Split aluminum truck bridge |
| <input type="checkbox"/> 7 1/2 HP three-phase power unit (4.5 GPM) | <input type="checkbox"/> Four-sided accordion skirt (customer installs) |
| <input type="checkbox"/> 10 HP three-phase power unit (6 GPM) | <input type="checkbox"/> Wheel and dolly jack kit (6,000# max. capacity) |
| <input type="checkbox"/> Control lockout key switch | <input type="checkbox"/> Automatic wheel chocks |
| <input type="checkbox"/> Warning beeper during travel | <input type="checkbox"/> Stop signal sign |
| <input type="checkbox"/> Warning strobe during travel | <input type="checkbox"/> Steel approach ramp (___" x ___") |
| <input type="checkbox"/> Oil immersion heater w/ t'stat | <input type="checkbox"/> Cold galvanized deck and frame |
| <input type="checkbox"/> Power cord with twist-lock plug | <input type="checkbox"/> 115V single phase |
| <input type="checkbox"/> Longer hydraulic hose length | |
| <input type="checkbox"/> 50,000 lbs. rollover capacity (lowered height + 2") | |

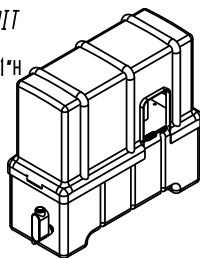

** Any additions, deletions or omissions must be corrected on this drawing, as this drawing will be considered all inclusive. **

REMOTE POWER UNIT

Overall dimensions

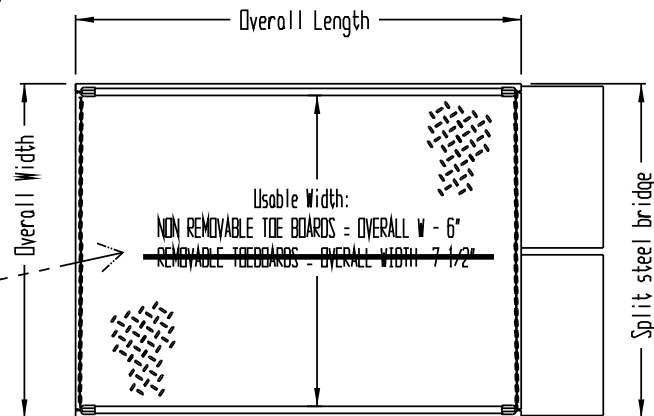
13-1/4" W x 33" L x 31" H

(Cones w/ 8' hose)

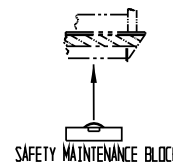
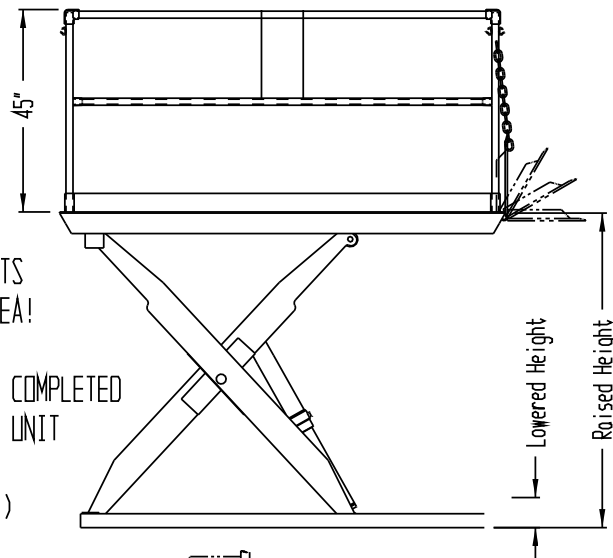


PLEASE CIRCLE SPECIFICATIONS:

MOTOR VOLTAGE	208	230	460
DEDICATED CIRCUIT REQUIRED			
MOTOR PHASE	THREE		



***STANDARD UNIT NOT INTENDED FOR SIDE/CROSS LOADING



SAFETY MAINTENANCE BLOCK

PRODUCTION WILL START UPON RECEIPT OF SIGNED APPROVAL DRAWING

**SPECIAL UNITS ARE NON-RETURNABLE

*AVAILABLE AT ADDITIONAL COSTS

All graphics provided are for reference only.

If certain dimensions are critical please verify those dimensions with your salesperson

A P P R O V E	I, THE UNDERSIGNED, AGREE THAT THE PRODUCT AS REPRESENTED SATISFIES DESIGN & DIMENSION REQUIREMENTS. I ALSO ACKNOWLEDGE MY DUTY TO CONFIRM PRODUCT & INSTALLATION COMPLIANCE WITH ALL APPLICABLE FEDERAL, STATE AND LOCAL REGULATIONS & STANDARDS.	
	ALL SPECIAL UNITS ARE NON-RETURNABLE	
	[] As drawn	[] As marked
	Signed: _____	Date: _____
LEAD TIME WILL START UPON RECEIPT OF SIGNED APPROVAL DRAWING		

DISTRIBUTOR'S NAME:		P.O.#: _____
VESTIL MANUFACTURING		W.O.#: _____
DRAWN BY: _____	DATE: _____	SALES: _____
REFERENCE: _____	SCALE: 1:40	DRWG. FILE NAME: _____
QUOTED LEADTIME: _____	QUOTE #: _____	05-007-019-001