

PRE MIUM TRUCK SCISSOR DOCK LIFT - WL-100-6-78

\*\*\*ANY ADDITIONS, DELETIONS, OR OMISSIONS MUST BE CORRECTED ON THIS DRAWING AS THIS DRAWING WILL BE CONSIDERED ALL INCLUSIVE\*\*\*  
ALL GRAPHICS PROVIDED ARE FOR REFERENCE ONLY. IF CERTAIN DIMENSIONS ARE CRITICAL PLEASE VERIFY THOSE DIMENSIONS WITH YOUR SALESPERSON

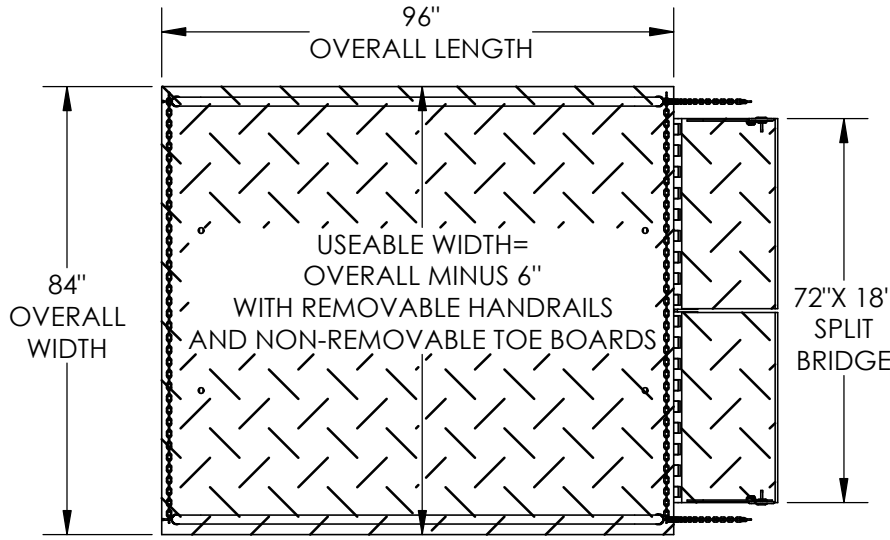
STANDARD FEATURES

MODEL NUMBER: WL-100-6-78  
UNIT TO BE MOUNTED: AT SURFACE  
OR IN PIT (CIRCLE ONE)  
CAPACITY (EVENLY DISTRIBUTED):  
6,000 LBS  
OVERALL PLATFORM SIZE: (84" X 96")  
RAISED HEIGHT 70" ± 2"  
LOWERED HEIGHT: 10"  
REMOVABLE HANDRAILS AND 4"NON-  
REMOVABLE TOE BOARDS 42" HT W/  
21" MIDRAIL  
TRUCK BRIDGE IS 72" W X 18" L AT  
ROLLER END W/ CHAINS & HANDLES  
FRAME SIZE IS: 62" W X 93" L  
SHIPPING WT APPROX: 3300 LBS ±  
6 1/2 HP POWER UNIT (SEE BOTTOM  
LEFT CORNER)  
W/ 8' OF HYDRAULIC HOSE  
-HAND-HELD CONTROL ON A  
4'-20' COIL CORD  
REFER TO THE UNIT'S ELECTRICAL  
DIAGRAM FOR  
ELECTRICAL SERVICE  
REQUIREMENTS  
-INSTALL TO MEET ALL APPLICABLE  
STATE & LOCAL  
CODES FOR YOUR AREA!  
5" BEVELED TOE GUARD  
ARCHITECTURAL REVIEW FOR  
CORRECTNESS OF PIT AND FOR  
COMPLIANCE TO LOCAL AND STATE  
CODES IS RECOMMENDED.

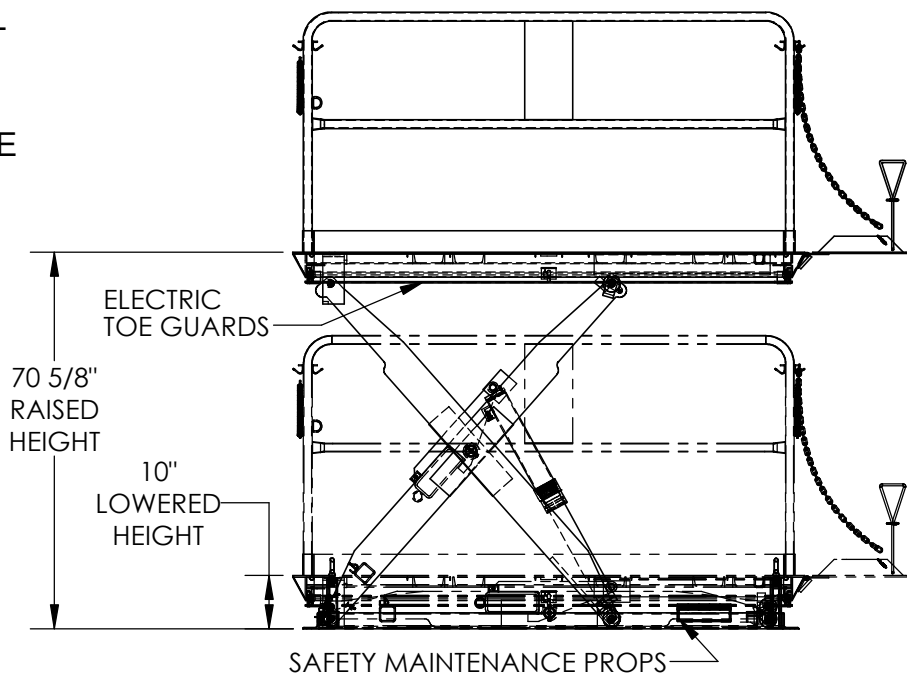
DIMENSION TOLERANCE ± 1/4"

SPECIAL FEATURES

NONE



\*\* STANDARD UNIT NOT INTENDED FOR SIDE CROSS LOAD \*\*



FOR INTERNAL USE ONLY PROJECT SIGN OFF	
SALES	
ENG.	
FAB.	
POWER	

HYDRAULIC UNIT  
OVERALL DIMENSIONS  
14"W x 33"L x 31"H  
(COMES W/ 8FT HOSE)

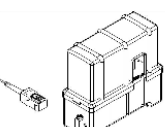
A  
P  
P  
R  
O  
V  
A  
L

I, THE UNDERSIGNED, AGREE THAT THE PRODUCT AS REPRESENTED SATISFIES DESIGN AND DIMENSION REQUIREMENTS. I ALSO ACKNOWLEDGE MY DUTY TO CONFIRM PRODUCT AND INSTALLATION COMPLIANCE WITH ALL APPLICABLE FEDERAL, STATE AND LOCAL REGULATIONS AND STANDARDS.  
**ALL SPECIAL UNITS ARE NON-RETURNABLE**  
[ ] As drawn [ ] As marked

Signed: \_\_\_\_\_ Date: \_\_\_\_\_

LEAD TIME WILL START UPON RECEIPT OF SIGNED APPROVAL DRAWING

POWER	AC	<del>DC (12V)</del>	<del>AIR/OIL</del>
MOTOR VOLTAGE	<del>115</del>	<del>208</del>	<del>230</del> 460
DEDICATED CIRCUIT REQUIRED 60Hz			
MOTOR PHASE	<del>SINGLE</del>	THREE	
CONTROL	HAND	<del>FOOT</del>	



DISTRIBUTOR'S NAME:		P.O.#
VESTIL MANUFACTURING		X
DRAWN BY: DLS		W.O.#
DATE: 5/1/2015		X
REFERENCE: X	SCALE: 1:36	SALES: X
QUOTED LEAD TIME: X	QUOTE #	FILE NAME:
	X	05-007-308