

PATHWAY[®] HD

Code Compliant
Modular Access
System



All aluminum

ADA and IBC compliant

Adjustable heights

Safe, strong, and durable

Virtually maintenance free




Can be moved or expanded

Easily configured/reconfigured

Three-year warranty

Fully engineered to provide safe, code-compliant access to a variety of temporary or permanent structures.

Our all-aluminum, modular product line is easy to install, reconfigure, relocate, and accommodates virtually any layout or configuration.





FEATURES


- Designed for compliance with ADA, IBC, OSHA, and most local code guidelines
- The field-proven design can be configured to fit most applications, allowing the flexibility needed to accommodate virtually any site plan or lot configuration
- Two rail styles are available
 - Top rail with midrail creates a two-line system
 - Top rail with picketed inserts creates a system with guards
- All ramps feature smooth, continuous handrails and 4" curbs

DESIGN & MATERIAL

- Architecturally designed for a clean appearance
- Made of aircraft quality, lightweight aluminum for years of maintenance-free use
 - Safe and durable with a long life cycle – aluminum will not rust, rot or corrode
 - Recyclable and naturally non-combustible
- Welded, extruded tread is utilized on our ramps, platforms, and steps, for reinforced strength and permanent slip-resistance



All PATHWAY HD walking surfaces feature Gecko Grip, our patent pending, raised-rib tread featuring a 2-tier, 3-point gripping surface. The innovative design utilizes deep knurling, which provides enhanced cross-directional traction when entering and exiting the system.



INSTALLATION

- Universal components and pre-assembled sections make installation quick and easy without the need for expensive, heavy-duty equipment
- Combine ramps, platforms, and steps to create the ideal safe access solution
 - If your needs change, the PATHWAY HD can easily be reconfigured, moved, or expanded
- Ramps and platforms have independently adjustable legs to accommodate uneven ground conditions for simple, onsite leveling
- Standard configurations ship within 24-hours to help eliminate costly delays (custom configurations available)
- Site-specific stamped drawings available

Quick Specs

Ramps

- Standard lengths: 2', 3', 4', 5', and 6'
- Standard widths: 48" and 54" (clear width)
- Curbs: 4" high
- Rails:
 - Picketed*
 - Guard: 42" high; 1.5" diameter
 - Handrail: 36" high; 1.5" diameter
 - Lower (child) rail: 25" high; 1.5" diameter

Two-line

- Top Rail: 42" high; 1.5" diameter
- Midrail: 21.5" high
- Handrail: 36" high; 1.5" diameter
- Lower (child) rail: 25" high; 1.5" diameter

Platforms

- Standard sizes: 5'x5', 5'x6', 5'x7' and 6'x6' (clear width)
- Rails:

Picketed

- Guard: 42" high; 1.5" diameter

Two-line


- Top Rail: 42" high; 1.5" diameter
- Midrail: 21.5" high

Steps

- Standard heights: 18", 24", 30", 36", 42", 48", 54", and 60"
- Standard risers: 6" high, 12.5" deep
- Standard width: 44" (usable)
- Guard: 42" (picketed)
- Handrail: 36" high, 1.5" diameter
- Legs: Fully independent and adjustable

| Weight capacity: 100 pounds per square foot and a concentrated vertical load of 300 pounds. |

Ramp, platform, and step combinations for a variety of applications




Options:



If inspected and flagged after original installation, in-line welded picket sections can easily be added to a 42", two-line PATHWAY HD system for code compliance and additional safety. Field-converting to picketed guards is a simple process requiring minimal hardware.



For ramp projects that will be used primarily by children, a second handrail, commonly known as lower child rail, is available.



Special order ramp lengths and widths, platform sizes, and step riser heights are available to accommodate your exact specifications and needs.



Powder coating is available for an additional cost and comes in three standard colors: Black, Bronze, and Tan.



All PATHWAY HD products are covered under the EZ-ACCESS 3-year warranty and are made in the USA.

EZ-ACCESS, a division of Homecare Products, Inc., serves the entire United States with premier products that provide access solutions. In addition to the PATHWAY® HD Code Compliant Modular Access System, we also offer an entire line of residential access products.

Contact us today or visit our website for more information.