

MHW2000-1

Mobile, Self-Contained Emergency Safety Shower with Immersion Heater

Designed in accordance with ANSI and European standards, this 528 gallon (2000 liter) capacity mobile emergency safety shower provides a continuous flow of water for over 15 minutes. The tank can be quickly filled with potable water by hose and then transported quickly and easily behind a suitable vehicle using the towing hitch provided. An integral immersion heater controlled by a dual safety thermostat, maintains the water in the tank at a tepid temperature. Includes universal eye wash and shower sign for enhanced visibility.



Specifications

KEY FEATURES	
PIPEWORK & FITTINGS	Stainless steel
TANK	High density polyethylene, green
PUMP	Submersible electric
SHOWER SPRAY OUTLET	Machine molded nylon 6 red shower nozzle
OPERATING VALVE	Shower: 316L stainless steel, two piece stay open valve Eye/face: chrome plated brass
CHASSIS	Heavy duty galvanized mild steel
AXLE/SUSPENSION	Twin torsion beam axles fitted with auto reverse brakes
COUPLING/CONNECTION	6615 lb (3000 kg) auto reverse coupling fitted with a 2 in (50mm) coupler, break away cable and parking break lever
ANCILLARY EQUIPMENT	Plastic tandem mudguards, heavy duty jockey wheel, complete width rear lighting board & 4 way flat connection
SERVICES	
WATER INLET	18 in hinged cover
DESIGN OPERATING PRESSURE	2.0 to 6 BAR G (29 to 87 PSI)
HEATING TYPE	Immersion heater
HEATING LOAD	1.7 kW
ELECTRICAL EQUIPMENT - NON HAZARDOUS	Suitable use in areas classified as non-hazardous
ELECTRICAL SUPPLY - HEATER	110V single phase, 50/60 Hz, 20A circuit (plug ends provided)
ELECTRICAL SUPPLY - PUMP	110V single phase, 50/60 Hz, 15A circuit (plug ends provided)
MINIMUM FLOW RATES	Shower: 76 liters/minute minimum (20 US Gallons), Eye/face wash: 12 liters/minute minimum (3 US Gallons)
ENVIRONMENTAL OPERATING TEMPERATURE	
MINIMUM AMBIENT OPERATING TEMPERATURE	-10° C (14° F)
MAXIMUM AMBIENT OPERATING TEMPERATURE	38° C (100° F)
ACTIVATION/OPERATION	
SHOWER/BODY SPRAY OPERATION	Hand lever
EYE/FACE WASH OPERATION	Pull lid forward
NOMINAL WEIGHTS and DIMENSIONS	
DIMENSIONS (WxDxH)	Non-assembled: 1760 mm (69.3 in) x 3880 mm (152.8 in) x 1711 mm (67.3 in) Assembled: 1760 mm (69.3 in) x 4295 mm (169 in) x 2976 mm (117.2 in) Height includes sign
WEIGHT	Full: 2460 kg (5423 lb), Empty: 478 kg (1054 lbs)

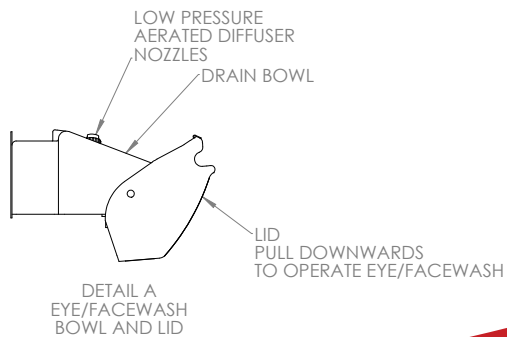
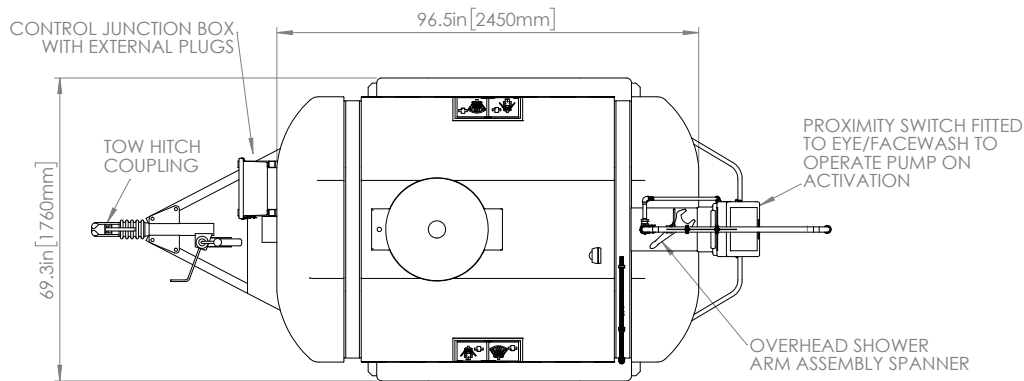
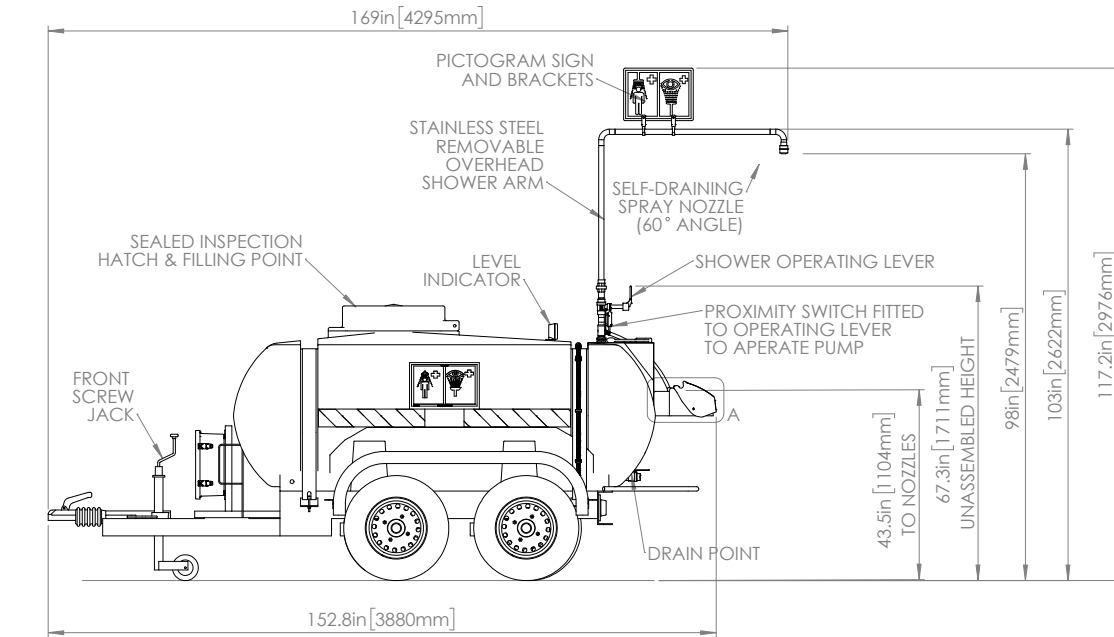


Justrite Safety Group

RM07324 RevA

www.industrialproducts.com

Mobile, Self-Contained Emergency Safety Shower with Immersion Heater



ELECTRICAL CONNECTION DETAILS:
TRAILER CONNECTION: 4-WAY FLAT
IMMERSION HEATER: 110VAC, 20A CIRCUIT, PLUG ENDS PROVIDED
PUMP: 110VAC, 15A CIRCUIT, PLUG ENDS PROVIDED

Industrial Products

For support or ordering help, contact us:

Phone: 888-243-3339

Email: sales@industrialproducts.com

www.industrialproducts.com



**Industrial
Products®**