



CHIAVARI CHAIR CART

INSTRUCTION MANUAL



67164-75

CONTENTS

Specs	3
Parts Diagram	4
Assembly	5
X-Back Chair Conversion	6

TOOLS NEEDED

- Needle Nose Pliers
- Box Cutters / Utility Knife

STANDARD ON ALL AMERICAN CART PRODUCTS

Made in the USA

Hand crafted at our Ohio plant.

Heavy-duty comes standard

American Carts are all built to heavy duty specs

Flat-free tires

10 inch closed-cell tires that will never go flat

Powder coated finish

Protects the steel and provides a lasting finish

D-Brackets

One piece design holds the axle in place and supports the load

Steel construction

Built from American sourced steel

Easy to operate

Designed to get work done with less muscle strain and simple operation

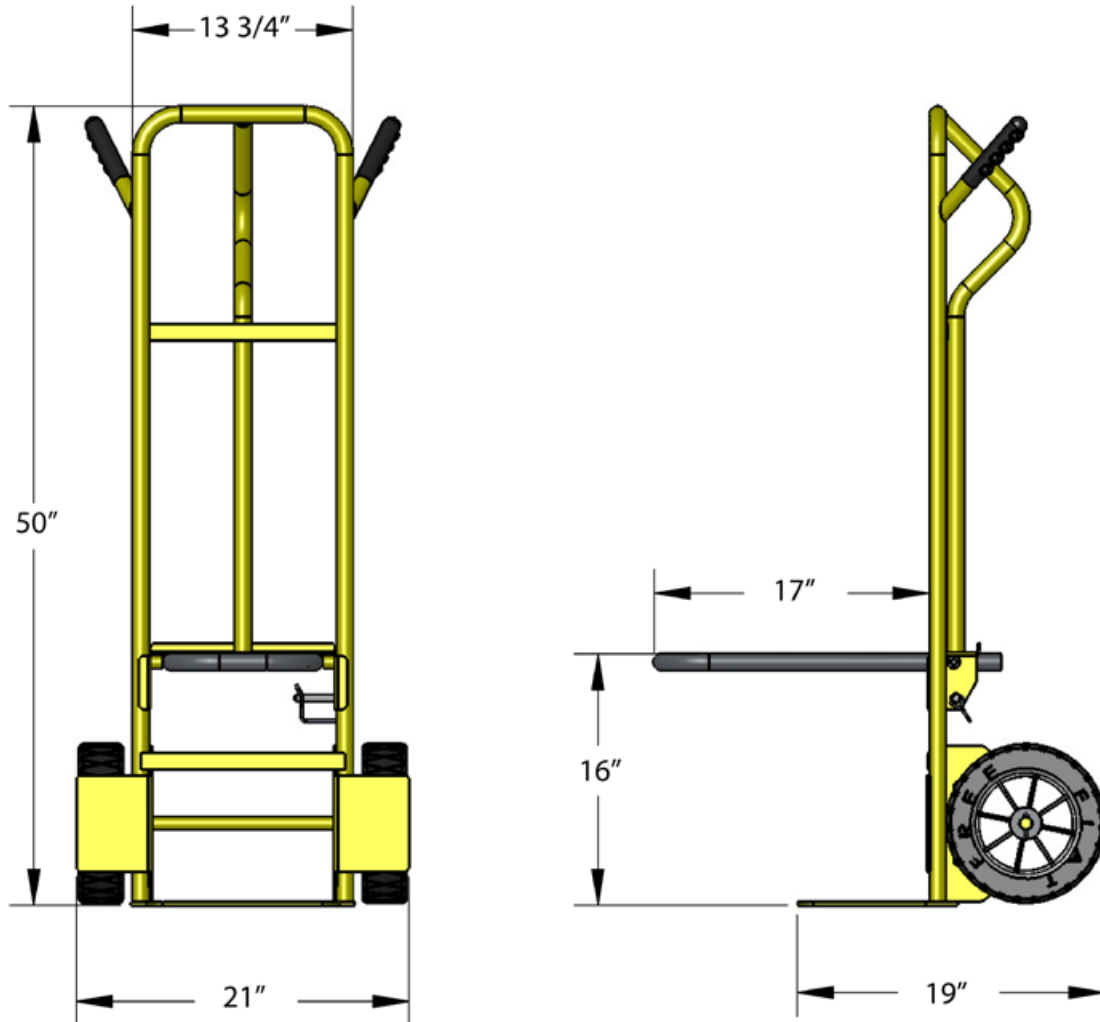
WARRANTY

3 Year Limited Warranty. Carts, excluding any finishes, casters and wheels are warranted for three (3) years from date of original purchase. Casters and wheels are warranted for 90 days from date of original purchase. We will repair, without charge, any defect due to faulty material or workmanship. These warranties do not cover failures due to abuse, misuse, improper installation, accidental damage or when repairs or modifications have been made or attempted to be made by anyone other than Granite Industries. Any defective products that meet warranty specifications and Granite Industries approval, may be returned to the factory to be repaired or replaced free of charge. (Granite Industries will pay to ship replacement item(s) to the customer; however the customer is responsible for shipment of products to the factory.) This remedy is the sole remedy in contract, tort or otherwise, and Granite Industries is not liable for incidental, consequential or special damages. These warranties give you specific legal rights, and you may have other rights which vary from state to state. Should you have any questions, contact Granite Industries (Proof of purchase may be required).



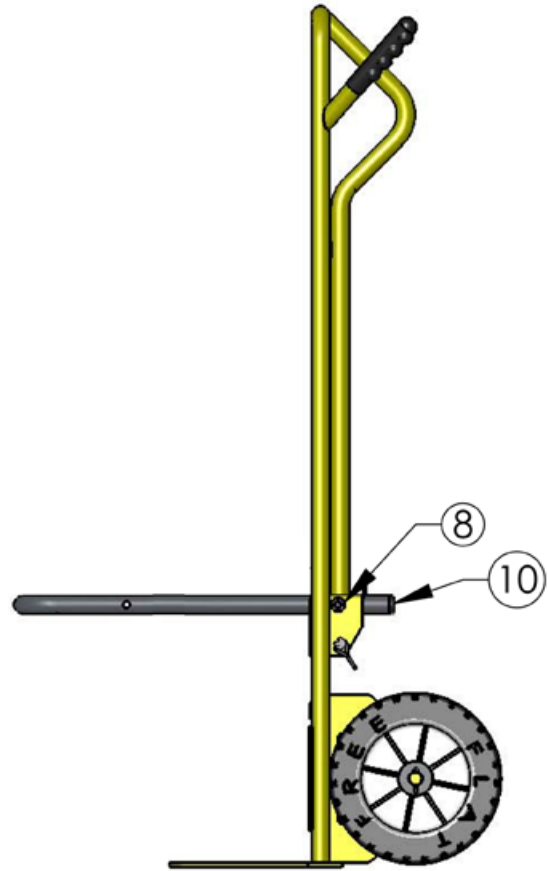
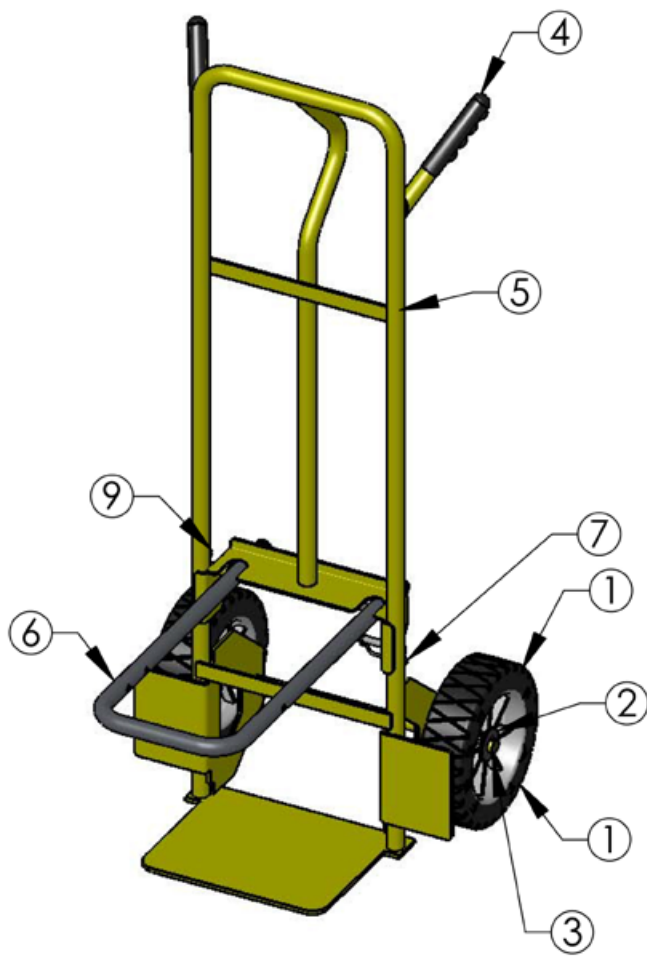
Customer Service
877-447-2648
M-F, 8am - 5pm EST

SPECS



Overall Dimensions:	W: 21"	D: 28"	H: 50"
Chiavari Bar:	W: 10"	D: 17"	H: 16"
Weight:	41 lbs.	Capacity:	500 lbs.

PARTS DIAGRAM



ITEM NO	QTY	PART NO	DESCRIPTION	
1	2	PI-06-0124	10" Wheel with plastic hubs	
2	2	PI-01-0451	3/4" Washer	
3	2	PI-01-0226	1-1/4" Cotter Pin	
4	2	PI-04-0109	Hand Grip	
5	1	MI-12-5008	Cart Body	
6	1	MI-01-5958	Chair Bar	
7	1	06003	2" Snap Pin	
8	1	MI-12-4964	12-1/2" Clevis Pin	
9	1	PI-01-0463	1-5/8" Hair Pin	
10	2	PI-04-0035	1" Round Plug	

STEP 1: FRONT WHEEL ASSEMBLY

COMPONENTS		
ITEM NO	QTY	DESCRIPTION
1	2	10" Wheel with plastic hubs
2	2	3/4" Washer
3	2	1-1/4" Cotter Pin
5	1	Cart Body

TOOLS		
Needle Nose Pliers		



1 Slide the first wheel onto the axle, making sure the offset side of the hub goes towards the body of the cart.



2 Slide the washer onto the axle.



3 Insert the cotter pin and secure it by bending both ends outward with a **needle nose pliers**. Repeat this process for the other side.



Your Chiavari Chair Cart is now fully assembled.

X-BACK CHAIR CONVERSION



1

Remove the hair pin from the clevis pin that holds the chair bar in place.



2

Turn the bar around and slide the rounded end back into the body of the cart.



3

Insert the clevis pin through the holes on the chair bar.



4

Secure the clevis pin in place with the hair pin.



Your Chiavari Chair Cart
is now ready to use with x-back chairs.

NOTES



NOTES

