
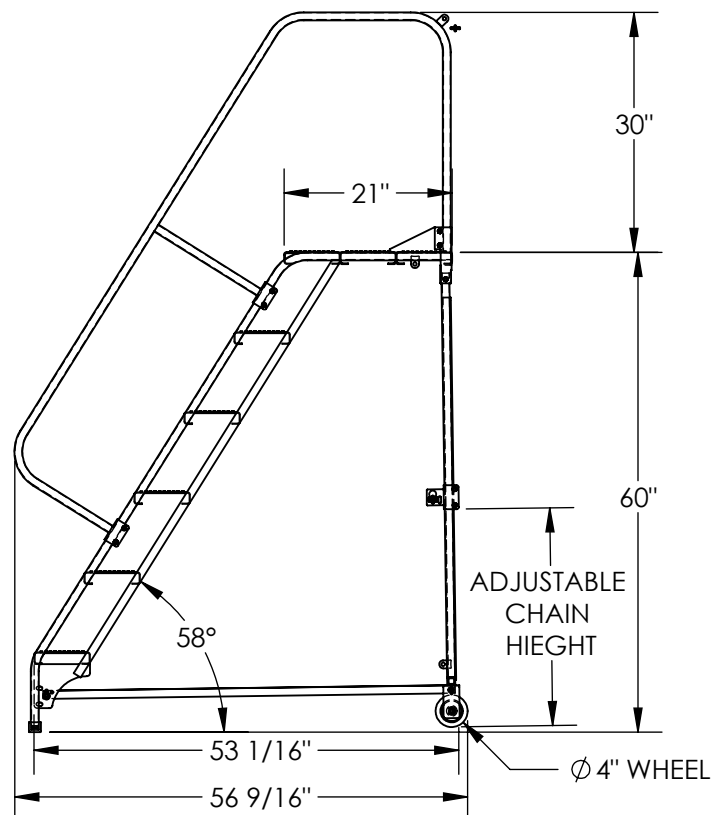
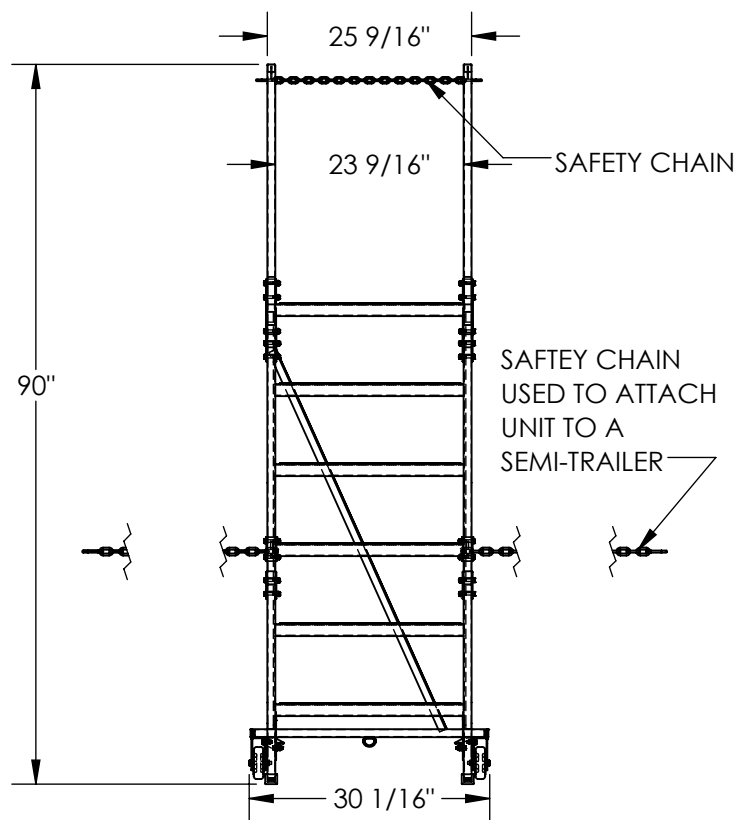


SEMI-TRAILER ACCESS LADDER - LAD-STAL-6-P

APPROX WEIGHT: 146 lbs.
DOES NOT INCLUDE WEIGHT OF POWER OR PACKAGING!!!

*** ANY ADDITIONS, DELETIONS, OR OMISSIONS MUST BE CORRECTED ON THIS DRAWING AS THIS DRAWING WILL BE CONSIDERED ALL INCLUSIVE ***
ALL GRAPHICS PROVIDED ARE FOR REFERENCE ONLY. IF CERTAIN DIMENSIONS ARE CRITICAL PLEASE VERIFY THOSE DIMENSIONS WITH YOUR SALESPERSON



DIMENSION TOLERANCE $\pm 1/4"$

STANDARD FEATURES

MODEL NUMBER IS LAD-STAL-6-P
OVERALL WIDTH IS 30 1/16"
USABLE WIDTH IS 23 9/16"
OVERALL LENGTH IS 56 9/16"
USABLE LENGTH IS 53 1/16"
OVERALL HEIGHT IS 90"
PLATFORM HEIGHT IS 60"
TOUGH BAKED IN POWDER COAT BLUE FINISH
STEP TYPE IS PERFORATED STEPS
CLIMB ANGLE IS 58°
STEP DIM. IS 24" X 7"
MAX CAPACITY IS 350 LBS

SPECIAL FEATURES

NONE

NOTE

-SOME ASSEMBLY REQUIRED

APPROVAL

I, THE UNDERSIGNED, AGREE THAT THE PRODUCT AS REPRESENTED SATISFIES DESIGN AND DIMENSION REQUIREMENTS. I ALSO ACKNOWLEDGE MY DUTY TO CONFIRM PRODUCT AND INSTALLATION COMPLIANCE WITH ALL APPLICABLE FEDERAL, STATE AND LOCAL REGULATIONS AND STANDARDS.

ANY MODIFIED UNITS ARE NON-RETURNABLE

[] As drawn [] As marked

Signed: _____ Date: _____

Printed Name: _____

LEAD TIME WILL START UPON RECEIPT OF SIGNED APPROVAL DRAWING

FOR INTERNAL USE ONLY
PROJECT SIGN OFF

SALES	
ENG.	
FAB.	
POWER	

DISTRIBUTOR'S NAME:

VESTIL MANUFACTURING

DRAWN BY: TAL

DATE: 7/11/2019

REFERENCE: X

SCALE: 1:24

QUOTED LEAD TIME: X

QUOTE # X

P.O.# X

W.O.# X

SALES: X

FILE NAME:

44-007-692