



## HANDLE-IT® SA Series

### Model 600

Model 800

Model 800XHT

Model 850PS

Model 850PS XHT

Model 850PSXHT

Model 1100AC

Model 1200UL

Easy Controls!





Photo eye senses pallet height



Part Number: SWM-SA-0600

### Full Set of Functions & Options

### Semi-Auto Wrap Cycle

86" max wrap height!

3 year  
Warranty

### Technical Specifications

Max Pallets per day	35
Turntable Diameter	59"
Max Pallet Size	(85" Diagonal)
Turntable Height	3"
Weight Capacity	3,000 lbs
Manual Film Tension	Variable
Power Supply	110V, 10 Amp
Total Machine Footprint	93" long x 60" wide
Machine Weight	600 lbs
Turntable Speed	12 RPM

## Handle-It® Model 600

The Handle-It® Model 600 is ideal for those who are looking to upgrade from handwrapping and need consistent stretch film packaging. At an incredible price point you are able to greatly improve your wrapping operation for low to medium applications.

Standard features on the 600 include 86" max wrap height, user-friendly control panel, variable manual film tension, photo eye to automatically detect load heights and variable speed controls to improve and streamline their packaging operations.

# HANDLE-IT®

## Semi-Automatic Stretch Wrapper

### Product Specifications


- Electronic printed circuit board for the control of the cycle;
- Frequency controller for turntable speed adjustment (from 3 to 12 RpM)
- Frequency controller for carriage speed adjustment
- (speed going up and speed going down can be set differently)
- Maximum wrapping height: 86"
- Mechanical brake for film stretching
- Photocell for pallet height detection
- Safety stop at the base of the carriage
- Stop at home position
- Power board IP54
- 5 digits display
- 2 access keys (including lock mode)
- Reinforcing operation
- 2 working cycles: up and down; only up
- 3 programs can be saved by the customer
- Acoustic warning at the cycle beginning and stop;
- Powder coating
- Braked turntable at the end of the cycle
- 3 year warranty



Adjustable parameters by the control panel: cycle selection; bottom turns; top turns; rotation speed; carriage speed going up; carriage speed going down; photocell delay

### Available Options

- Integrated Scale
- Loading Ramp
- Photocell for Dark Loads



Easy film threading with manual tension carriage



Powered carriage tower with photo eye

