

MiTOWER

The worlds first quick
assembly access tower
installed by one-man



Low-Level
Access, LLC

888-569-4050
low-levelaccess.com

MiTOWER

The first one-man quick assembly mobile access tower!

This mobile tower is safe and quickly assembled by one person in 10 minutes. It can also be neatly transported as a trolley.

Also available
with Fiber-Deck®




Single worker assembly and dismantling



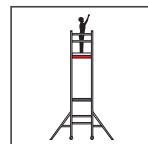
Safe, easy and quick to erect in under 10 minutes, maximizing the available working time



Platforms equipped with a unique integral component hanger system



Easy to transport in the back of a van: trolley created from its own parts

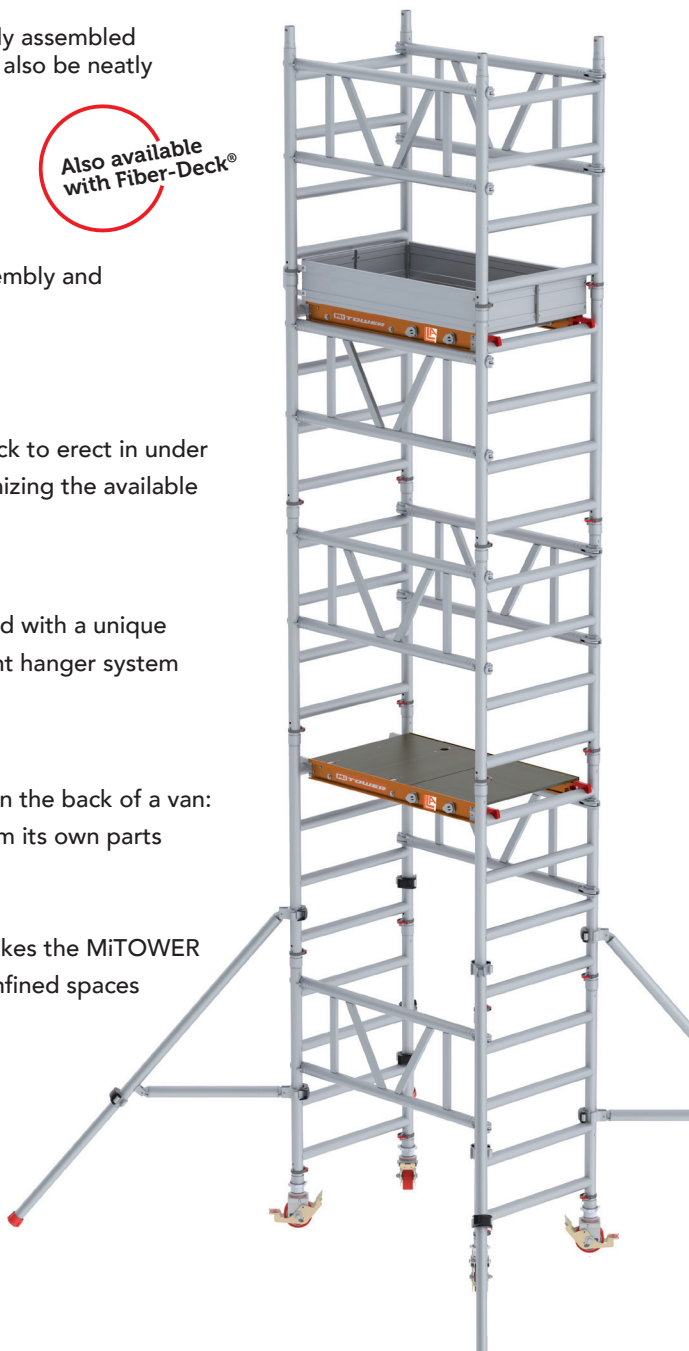


Small footprint makes the MiTOWER ideal for use in confined spaces



**HOW TO BUILD
A MiTOWER**

Scan and watch
the video!



Advantages



Easy-clip frame pins:
won't get lost



Unique component hangers,
built in platform : to hang
components for a safe
assembly by a single person



Double braked swivel
caster (Ø 5 inch), 7 inch
adjustable leg



Frames are equipped with
a 360° robot welded
connection



The innovative automatic
wind lock makes erecting
and dismantling faster,
easier and safer




Triangular stabilizers with
Easy-Lock® : telescoping
adjustment provides quick
assembly

- Easy to transport in a van
- Trolley created from its own parts



MiTOWER

MiTOWER+

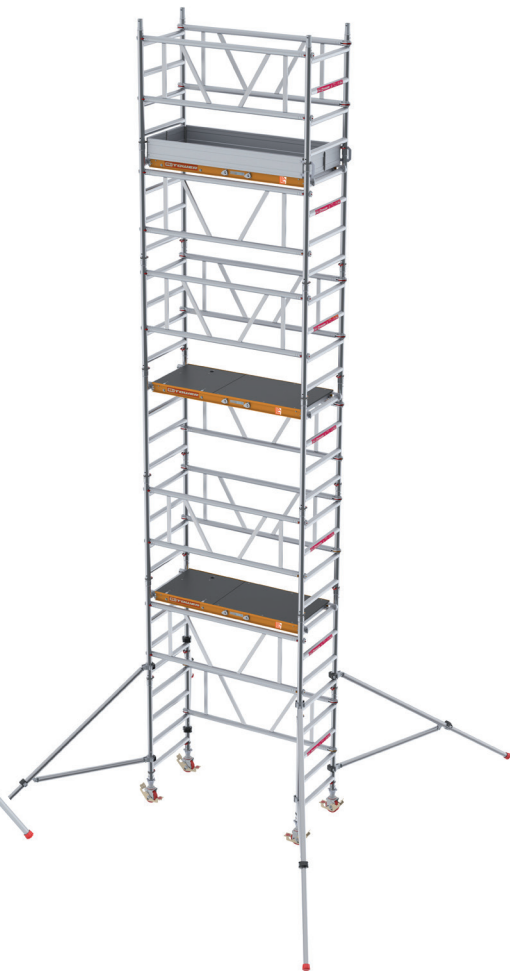


5 YEARS
GUARANTEE

EN 1004
CLASS 3



Maximum load per platform amounts 330 lb and for the entire rolling tower 330 lb



Maximum load per platform amounts 500 lb and for the entire rolling tower 500 lb

MITOWER

VS

MITOWER PLUS

Single person assembly and disassembly

To be used by one person

Maximum working height 19 ft 8 in

Self-weight 240 lb

Trolley dimensions: 4 ft 4 in x 2 ft 6 in x 5 ft 2 in (L x W x H)

Single person assembly and disassembly

To be used by two people

Maximum working height 26 ft

Self-weight 370 lb

Trolley dimensions: 5 ft 10 in x 2 ft 6 in x 6 ft 8 in (L x W x H)


MiTOWER STAIRS

The MiTOWER STAIRS is an extension set for the MiTOWER and the MiTOWER PLUS. With this extension it is possible to use the MiTOWER on unequal surfaces, such as staircases.



MiTOWER STAIRS VIDEO

Scan and watch
the video!



Content extension set:

- 1 unit 301211 - Gated walkthrough frame
- 1 unit 301207 - Walkthrough frame MiTOWER
- 1 unit 301205 - Frame MiTOWER 2 rungs
- 2 units 309106 - Support-/ anchorage MiTOWER
- 4 units 324523 - Adjustable leg + foot
- 2 units 713203 - Strap
- 2 units 303733 - Diagonal brace MiTOWER
(only for MiTOWER PLUS)



HOW TO TURN THE MITOWER INTO A TROLLEY

Scan and watch
the video!



Manufactured with state of
the art welding technology
in the Netherlands



www.industrialproducts.com
sales@industrialproducts.com
888-243-3339



**Industrial
Products®**

Altrex



**Over 70 years of
experience in
platform solutions**



**Trusted platform
solutions in compliance
with all safety standards**

ANSI/ASSE A10.8-2011, OSHA 1926.451 & OSHA 1910.28



**We are your right partner also
for customized solutions**



**Top quality & innovations
from the Netherlands**

www.industrialproducts.com
sales@industrialproducts.com
888-243-3339

