


Mini-JOMY®

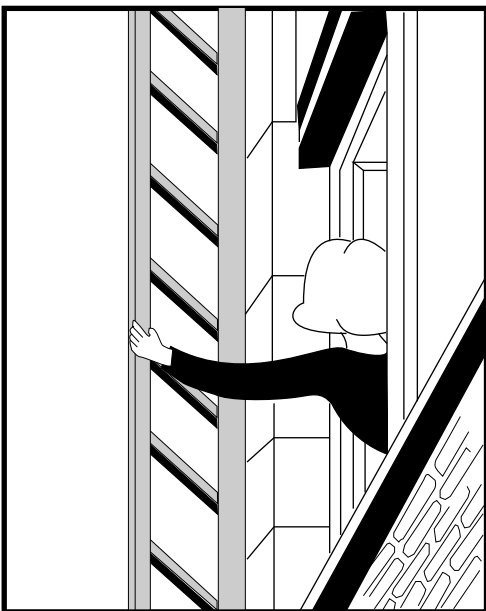
Looks like a drainpipe



Opens Easily By Latch



Deploys Gently W/Springs



Safe, Secure, Dependable



We invite comparison to any other low cost retractable ladder product on the market!

Mini-JOMY

Product Features

The Mini-JOMY Retractable Ladder can be configured in heights up to 28 feet. The rated capacity of the ladder is one person every six feet for the entire height of the ladder.

Folds up into a 3 1/4" x 3 3/4" column.

Extruded anodized aluminum construction with stainless steel base plate and stainless steel attachment bolts eliminates scratching, rust and corrosion - providing life-time maintenance-free operation.


The ladder rests directly on the ground. Custom brackets and hardware (supplied) attach ladder to the wall every five feet but do not bear any weight. Therefore, no special wall reinforcement or through-bolting is required.

Rungs are tensioned with stainless steel springs to enable effortless closing, regardless of ladder height.

Burglar-Proof; cannot be opened without the release of latch. Can be locked at ground level for access applications.

Meets ICBO & BOCA codes and OSHA & ANSI standards.

Warranted to be free from all defects for 10 years.



20 1/2" wide slip-resistant rungs. Tested at 650 lbs. per rung.

Stainless steel pivot pins with nylon bushings prevent metal on metal contact and prevent rust and corrosion.

Simple release of latch. Even a child can easily open the ladder.

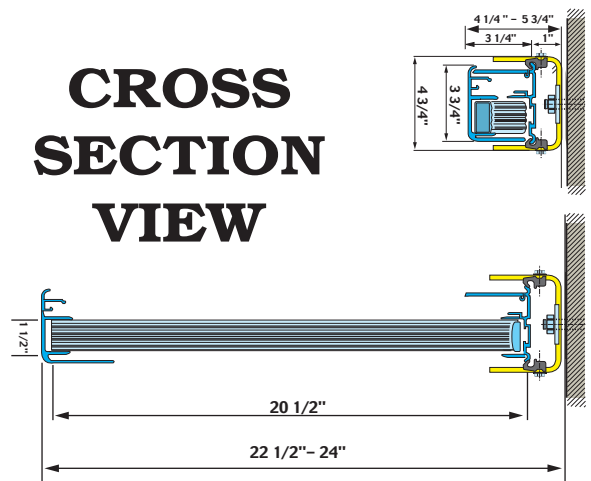
Can be mounted at a 105 degree angle (optional) to provide more shoulder space.

Because the ladder remains closed when not in use, ice and snow cannot accumulate on the rungs.

Cap prevents water from entering ladder column providing maintenance free operation.

We invite you to compare the quality features of the Mini-JOMY and the cost with any other collapsible ladder on the market.

CROSS SECTION VIEW



Mini-JOMY Model	Top Rung Height	Installed Height
MJ-01	8' 8"	10' 10"
MJ-02	11' 11"	14' 1"
MJ-03	14' 10"	17' 0"
MJ-11	18' 6"	20' 8"
MJ-12	21' 9"	23' 11"
MJ-13	24' 8"	26' 10"
MJ-21	28' 4"	30' 6"

Product Comparison Information

JOMY® Retractable Ladder

Ladder Composition

- Extruded anodized aluminum and stainless steel.

Maximum Height

- Up to 300 ft.

Overall Ladder Width

- Min. 26"; Max. 28" with adjustment slot in mounting bracket.

Rung Width

- 24" wide rungs.

Rung Strength

- UL tested at 1,000 lbs. per rung.

Ease of Opening

- Handle requires less than 5 lbs. of pressure; even a child can open.

Ease of Closing

- Counter-weighted stainless steel springs provide effortless closing.

Security

- Burglar Proof; cannot be opened without the use of a handle.

Additional Safety Features

- 14" wide safety rail for added security.

Installation Requirements

- Stands directly on the ground; requires no special wall reinforcement or through-bolting.

Wall Obstructions


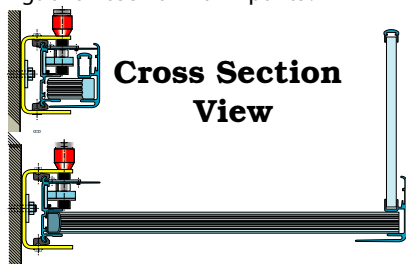
- The ladder has been UL approved for off-set distances up to 60 inches.

Installation Time

- Two people approx. three hours.

Warranty

- 10 Year unconditional guarantee on all parts.



Mini-JOMY Pole Ladder

Ladder Composition

- Extruded anodized aluminum and stainless steel.

Maximum Height

- Up to 25 ft.

Overall Ladder Width

- Min. 22 1/2"; Max. 24" adjustment in mounting bracket.

Rung Width

- 20 1/2" wide rungs.

Rung Strength

- Tested at 650 lbs. per rung.

Ease of Opening

- Simple release of latch; even a child can open.

Ease of Closing

- Counter-weighted stainless steel springs provide effortless closing.

Security

- Burglar Proof; cannot be opened without the release of the latch. Can be padlocked at ground level for access applications.

Installation Requirements

- Stands directly on the ground; requires no special wall reinforcement or through-bolting.

Wall Obstructions

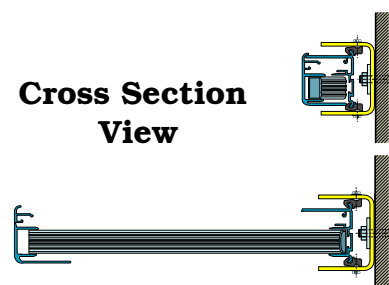
- The ladder has been approved for off-set distances up to 60 inches.

Installation Time

- Two people approx. one hour.

Warranty

- 10 Year unconditional guarantee on all parts.



We invite you to compare the quality & features of the JOMY Ladders to any other collapsible ladder on the market.

GENERAL INFORMATION

Section 05515
Ladder & Rungs

Sizes: The Mini-JOMY® Retractable Ladder is available in standard sizes up to 28 ft.

1. PRODUCT NAME

Mini-JOMY® Retractable Ladder

2. MANUFACTURER/ DISTRIBUTOR

JOMY®, Inc.
P.O. Box 577
Louisville, CO 80027
Phone: (800) 255-2591
(720) 304-6001
Fax: (720) 304-6007

3. PRODUCT DESCRIPTION

Basic Use: Secondary means of egress for emergency exit or rescue or for permanent roof access on outside walls where space or unauthorized access are concerns. On inside walls, provides access to rooftop hatches while being unobtrusive.

Composition and Materials: Fixed and mobile vertical ladder stiles are extruded aluminum sections formed from 6063-T6 alloy. Non-slip tubular rungs are formed from 6005-T5 and T6 aluminum alloy. Pivot pins, counter-weighting springs, attachment bolts, and base plate are stainless steel. Fasteners are stainless steel core with alloy expansion jackets.

Ladder is connected to the structure with U-shaped brackets of 6063-T6 aluminum alloy. Wall brackets are adjustable and are pre-punched for a 1/2 inch custom expansion bolt (provided) or other fasteners depending on exterior construction.

Color: The Mini-JOMY® Retractable Ladder is available in standard anodized aluminum finish, may be painted on-site to blend into any exterior, or special ordered in custom colors.

4. TECHNICAL DATA

The JOMY® Retractable Ladder, which the Mini-JOMY® is based upon, is tested and listed by Underwriters Laboratories as having complied with all aspects of Uniform Building Code Standard No. 33-3 for exit ladder device and is UL listed (19RO) as supplementary means of egress.

5. INSTALLATION

Requires two men less than one hour to install ladder with no section weighing over 26 lbs. Ladder stands as a column directly on the ground and is attached at approximately 4 ft. intervals.

6. AVAILABILITY AND COST

Availability: The Mini-JOMY® Retractable Ladder are available from JOMY® Inc., P.O. Box 577, Louisville, CO 80027. Standard sizes are in stock with delivery nationally within seven days of order. Call (800) 255-2591 or (720) 304-6001.

Cost: The Mini-JOMY® Retractable Ladder is one-third to one-fifth the cost of traditional exterior fire escapes.

7. WARRANTY

The Mini-JOMY® Retractable Ladder is warranted to be free of any defects in materials or workmanship for 10 years if installed according to manufacturer specifications.

8. MAINTENANCE

The Mini-JOMY® Retractable Ladder is virtually maintenance-free and impervious to weather. While never requiring any lubricants, the surface may be cleaned utilizing household cleaners or detergents.

9. TECHNICAL SERVICES

JOMY® Inc., provides a technical support group staffed with well-trained professionals to assist with any questions or problems. Call (800) 255-2591.